

iMetal-530BD

Upright Metallographic Microscope



Video



Contact us

Mikrosize Precision Instrument Co.,Ltd

A-4035 RuiFeng Business Expo, Wuhu City, China , 241000.

Web: www.mikrosize.com

Email: mikrosize@mikrosize.com



Feature and Application

Product Feature

- The iMetal-530BD upright transmitted and reflected microscope is
- Adopting an excellent infinite distance optical system and modular functional design concept, it can provide excellent optical performance and product system upgrades, achieve transmitted and reflected synchronized or independent illumination, polarizing observation, dark field observation and other functions.
- The product has the characteristics of beautiful appearance, easy operation, clear images, etc.

Product Application

- It is an ideal instrument for research in biology, metallurgy, mineralogy, precision engineering, electronics, and other fields.




Product Details



Large Field Plan Objective Lens



Infinite Long Distance Plan Achromatic Objective Lens



Double-deck Mechanical Stage



Coarse/Fine tuned focusing handwheel



Reflected Illumination System




Transmitted Illumination System

Product Details


Digital Photography Realistic Photos



Darkfield Observation



Brightfield Observation



Polarized Observation

High Definition Digital Camera Observation




Product Details


Product Application




Biology



Mineralogy



Metallography



Electronics

Technical Specification

Name	Upright Metallographic Microscope
Model	iMetal-530BD
Eyepiece	Wide Viewing Field WF10X(Field Number Φ 22mm)
Infinite Plan Achromatic Objective Lens(Bright/Dark Field Objective Lens)	PL L5X/0.12 BD Working Distance: 8.05 mm
	PL L10X/0.25 BD Working Distance: 7.86 mm
	PL L20X/0.40 BD Working Distance: 7.2 mm
	PL L40X/0.60 BD Working Distance: 3.0 mm
Eyepiece Tube	30° Inclined, Pupil Adjustment Range 53~75mm.
Focusing Mechanism	Coarse&Fine Coaxial Focusing, with Locking and Limiting Device, Microgrid Value:2 μ m.
Converter	Five-position(Inward ball positioning)
Mechanical Stage	Double-deck Moving Mechanical Stage, Dimension: 210mmX140mm, Moving Range:75mmX50mm
Reflected Illumination System	12V50W Halogen Lamp, Adjustable Brightness.
	With Yellow, Blue and Green Filters and Frosted Glass Built-in Viewing Field Diagram, Aperture Diagram, Color Filter Conversion Device, Push-pull Polarizer and Analyzer
Transmitted Illumination System	Lifting Abbe Condenser NA.1.25
	A Built-in Viewing Field Diagram in Light Collector
	With Blue Filter and Frosted Glass
	12V30W Halogen Lam, Adjustable Brightness

Standard Delivery

Name	Qty
Main Unit	1pc
Transmission and reflected light source group	1set
Eyepiece tube	1pc
Triple interface	1pc
Infinite plan achromatic bright and dark field objective: PLL5 x, PLL10 x, PLL20 x, PLL40 x	each 1pc
Wide field eyepiece: WF 10 x	1pc
Color filters: (yellow, green, blue, frosted)	each 1pc
Polarizing device	1pc
Anti-dust cover	1pc
Fuses	1pc
Halogen lamp	1copy
Instruction Manual	1copy
Product certificate	1copy
Warranty card	1copy

Optional Delivery

Name	Specification
Eyepiece	Dividing 10X (Φ22mm)
Objective Lens	B/D Field 50X、 60X、 80X、 100X
CCD Connector	0.5X、 1X、 0.5X With Divided Scale
Camera	USB Output: 130/300/500/1000 Megapixels
Digital Camera Connector	CANON(EF) NIKON(F)